


ISO MODULAR CABINETS

ISO MODULAR CABINETS



Cabinets are designed to simplify the organization of materials and commodities in healthcare. They streamline the planning of logistical processes. The external carcass of the ISO modular cabinet is made of AISI 304 stainless steel, SB finish. The internal lining of the cabinet consists of plastic side guide rails (ABS) and stainless steel infills (AISI 304, SB finish). Floor unevenness compensation is achieved with adjustable feet from inside the cabinet. The doors are equipped with pivot hinges and a full-perimeter seal. The cabinet must be anchored to the partition wall and connected to the central grounding point of the room.

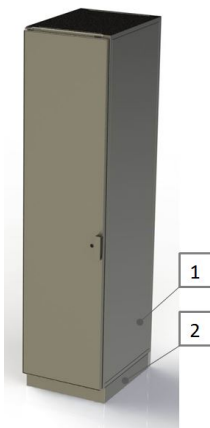
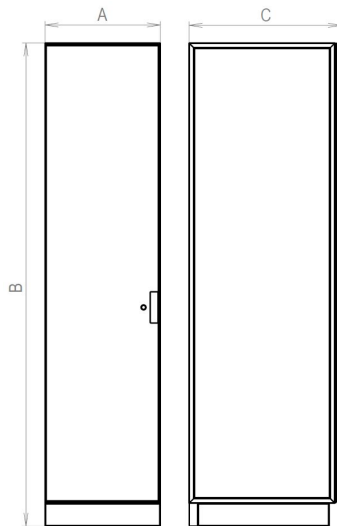
- The basic design consists of one to three sections.
- Width A
 - Single-section cabinet is 500 mm
 - Double-section cabinet is 1000 mm
 - Triple-section cabinet is 1500 mm
- Cabinet Height B
 - 2050 mm
- Cabinet Depth C
 - 655 mm

LEGEND:

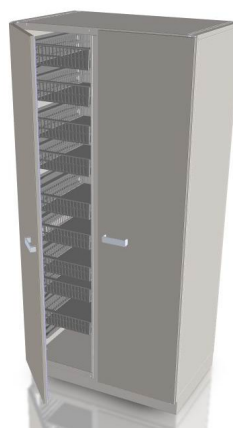
A - Cabinet width

B - Cabinet height

C - Cabinet depth



Single-section ISO Modular Cabinet



Double-section ISO Modular Cabinet

Legend: 1 - ISO Modular Cabinet, 2 - Cabinet Plinth Finish, defined in chapter 214.40A

- Internal lining with plastic side panels
- ABS material, grayish white color
- Identical design left and right
- Load capacity per shelf up to 20 kg
- 7 indentations on one segment



• Accessories:

- ISO modular baskets. Detailed description in chapter 214.49A
- Accessories for ISO modular baskets. Detailed description in chapter 214.50A

TECHNICAL DATA

Type designation

High ISO Modular Cabinet

Material design

value	Material
Premium304	* Material: The cabinet is made of AISI 304 stainless steel, SB finish.
Premium304 color	* Material: The cabinet is made of AISI 304 stainless steel, outer visible surfaces in RAL color.

Color

Natural, for material specification D

For material specification E, define RAL color shade

Cabinet Sections

value	width
One cabinet compartment	500 mm
Two cabinet compartments	1000 mm
Three cabinet compartments	1500 mm

Door Type

Solid doors
Description from left: solid doors, solid doors, glazed door
Description from left: solid door, glazed door
Description from left: solid door, glazed, solid
Description from left: Solid doors, glazed door, glazed door
Glazed doors
Description from left: glazed door, solid door
Description from left: glazed door, solid doors, solid doors
Description from left: Glazed door, solid, glazed
Description from left: glazed doors, glazed doors, solid door

Door Opening

Description from left: left opening
Description from left: left opening, left opening, right opening
Description from left: left opening, right opening
Description from left: left opening, right opening, left opening
Description from left: left opening, right opening, right opening
Description from left: right opening
Description from left: right opening, left opening, right opening

Color of sealant for visible joint of side covers

Blue color
Black color
Green color
Orange color
Red color
White color
Yellow color
Silicone in carcass color (silver)
Definition only for the sealed joint on the outer side of the carcass after cover insertion. Other joints are finished with sealant in standard silver shade.

Atypical execution
Typical execution
Atypical execution
Typical execution 0 - clear choice from the options Atypical execution Q - Atypical design, which can not be clearly identified by means of code

MORE INFORMATION, PHOTOS

